


MUNICIPIO DE COQUIMATLAN, COL.
Sistema Integral de Contabilidad Gubernamental
ESTADO ANALITICO DEL EJERCICIO DEL PRESUPUESTO DE EGRESOS
 Clasificación Administrativa

DEL 1 DE JUNIO AL 30 DE JUNIO DE 2023

Análisis por: Clasificación Administrativa

Clave Presupuestaria	Descripción	UP-UR-UE	Aprobado Jun-Jun	Ampliaciones / (Reducciones) Jun-Jun	Modificado Jun-Jun	DpC Jun-Jun	Devengado Jun-Jun	Pagado Jun-Jun	Subejercicio Jun-Jun
01	REGIDORES		266,445.26	-4,700.00	261,745.26	0.00	261,745.26	267,345.26	0.00
01 01	REGIDORES		266,445.26	-4,700.00	261,745.26	0.00	261,745.26	267,345.26	0.00
01 01 01	DESPACHO DE REGIDORES		266,445.26	-4,700.00	261,745.26	0.00	261,745.26	267,345.26	0.00
02	PRESIDENCIA MUNICIPAL		247,019.68	40,197.62	287,217.30	0.00	287,217.30	361,954.75	0.00
02 01	PRESIDENCIA MUNICIPAL		247,019.68	40,197.62	287,217.30	0.00	287,217.30	361,954.75	0.00
02 01 01	DESPACHO DE PRESIDENCIA		136,641.81	34,122.88	170,764.69	0.00	170,764.69	245,502.14	0.00
02 01 02	SECRETARIA PARTICULAR		110,377.87	6,074.74	116,452.61	0.00	116,452.61	116,452.61	0.00
03	SECRETARIA DEL H AYUNTAMIENTO		804,290.60	109,925.64	914,216.24	0.00	914,216.24	915,787.72	0.00
03 01	SECRETARIA DEL H AYUNTAMIENTO		804,290.60	109,925.64	914,216.24	0.00	914,216.24	915,787.72	0.00
03 01 01	DESPACHO DE SECRETARIA DEL H AYUNTAMIENTO		361,125.80	37,604.52	398,730.32	0.00	398,730.32	397,723.53	0.00
03 01 02	DIRECCION DE ASUNTOS JURIDICOS		52,105.39	4,910.52	57,015.91	0.00	57,015.91	57,015.91	0.00
03 01 03	DIRECCION DE COMUNICACION SOCIAL		56,873.03	1,718.77	58,591.80	0.00	58,591.80	58,591.80	0.00
03 01 04	DIRECCION DE CULTURA		68,944.97	2,447.13	71,392.10	0.00	71,392.10	71,392.10	0.00
03 01 05	DIRECCION DE DEPORTES		114,941.30	45,433.21	160,374.51	0.00	160,374.51	162,952.78	0.00
03 01 08	JUNTA MUNICIPAL DE PUEBLO JUAREZ		132,700.11	17,811.49	150,511.60	0.00	150,511.60	150,511.60	0.00
03 01 09	COMISARIAS MUNICIPALES		17,600.00	0.00	17,600.00	0.00	17,600.00	17,600.00	0.00
04	OFICIALIA MAYOR		1,984,344.19	-623,354.16	1,360,990.03	0.00	1,360,990.03	1,658,241.77	0.00
04 01	OFICIALIA MAYOR		1,984,344.19	-623,354.16	1,360,990.03	0.00	1,360,990.03	1,658,241.77	0.00
04 01 01	DESPACHO DE OFICIALIA MAYOR		692,967.88	230,211.87	923,179.75	0.00	923,179.75	951,722.54	0.00
04 01 03	DEPARTAMENTO DE RECURSOS HUMANOS		1,261,269.90	-854,484.70	406,785.20	0.00	406,785.20	675,494.15	0.00
04 01 05	DEPARTAMENTO DE INFORMATICA		30,106.41	918.67	31,025.08	0.00	31,025.08	31,025.08	0.00
05	TESORERIA MUNICIPAL		635,053.54	-39,131.55	595,921.99	0.00	595,921.99	600,309.28	0.00
05 01	TESORERIA MUNICIPAL		635,053.54	-39,131.55	595,921.99	0.00	595,921.99	600,309.28	0.00
05 01 01	DESPACHO DE TESORERIA MUNICIPAL		536,313.76	-20,371.79	515,941.97	0.00	515,941.97	520,329.26	0.00
05 01 02	DIRECCION DE INGRESOS		19,357.20	3,520.65	22,877.85	0.00	22,877.85	22,877.85	0.00
05 01 03	DIRECCION DE EGRESOS Y CONTABILIDAD		43,603.66	208.96	43,812.62	0.00	43,812.62	43,812.62	0.00
05 01 04	DIRECCION DE CATASTRO		35,778.92	-22,489.37	13,289.55	0.00	13,289.55	13,289.55	0.00
06	CONTRALOR MUNICIPAL		26,121.42	-500.00	25,621.42	0.00	25,621.42	25,621.42	0.00
06 01	CONTRALOR MUNICIPAL		26,121.42	-500.00	25,621.42	0.00	25,621.42	25,621.42	0.00
06 01 01	DESPACHO DEL CONTRALOR MUNICIPAL		26,121.42	-500.00	25,621.42	0.00	25,621.42	25,621.42	0.00
07	DIRECCION DE OBRAS PUBLICAS, DESARROLLO URBANO Y ECOLOGIA		234,899.57	-15,696.36	219,203.21	-	219,203.21	3,175,693.90	-
07 01	DIRECCION DE OBRAS PUBLICAS, DESARROLLO URBANO Y ECOLOGIA		234,899.57	-15,696.36	219,203.21	-	219,203.21	3,175,693.90	-
07 01 01	DESPACHO DE LA DIRECCION DE OBRAS PUBLICAS, DESARROLLO URBANO Y ECOLOGIA		234,899.57	-18,406.86	216,492.71	0.00	216,492.71	188,538.53	0.00
07 01 02	DEPARTAMENTO DE OBRAS PUBLICAS		0.00	2,710.50	2,710.50	-	3,051,038.84	2,987,155.37	-



MUNICIPIO DE COQUIMATLAN, COL.
Sistema Integral de Contabilidad Gubernamental
ESTADO ANALITICO DEL EJERCICIO DEL PRESUPUESTO DE EGRESOS


Clasificación Administrativa

DEL 1 DE JUNIO AL 30 DE JUNIO DE 2023

Análisis por: Clasificación Administrativa

Clave Presupuestaria	Descripción	Aprobado Jun-Jun	Ampliaciones / (Reducciones) Jun-Jun	Modificado Jun-Jun	DpC Jun-Jun	Devengado Jun-Jun	Pagado Jun-Jun	Subejercicio Jun-Jun
08	DIRECCION DE SERVICIOS PUBLICOS	1,686,144.29	228,998.83	1,915,143.12	0.00	1,915,143.12	2,124,251.21	0.00
08 01	DIRECCION DE SERVICIOS PUBLICOS	1,686,144.29	228,998.83	1,915,143.12	0.00	1,915,143.12	2,124,251.21	0.00
08 01 01	DESPACHO DE LA DIRECCION DE SERVICIOS PUBLICOS	1,667,894.09	198,259.14	1,866,153.23	0.00	1,866,153.23	2,075,261.32	0.00
08 01 03	DEPARTAMENTO DE PARQUES Y JARDINES	7,041.30	35,364.00	42,405.30	0.00	42,405.30	42,405.30	0.00
08 01 04	DEPARTAMENTO DE RASTRO MUNICIPAL	600.00	-600.00	0.00	0.00	0.00	0.00	0.00
08 01 06	DEPARTAMENTO DE PANTEON	10,608.90	-4,024.31	6,584.59	0.00	6,584.59	6,584.59	0.00
09	DIRECCION DE SEGURIDAD PUBLICA, TRANSITO Y VIALIDAD	1,535,194.10	-182,557.12	1,352,636.98	0.00	1,352,636.98	1,637,820.51	0.00
09 01	DIRECCION DE SEGURIDAD PUBLICA, TRANSITO Y VIALIDAD	1,535,194.10	-182,557.12	1,352,636.98	0.00	1,352,636.98	1,637,820.51	0.00
09 01 01	SEGURIDAD PUBLICA, TRANSITO Y VIALIDAD	1,535,194.10	-182,557.12	1,352,636.98	0.00	1,352,636.98	1,637,820.51	0.00
10	DIRECCION DE DESARROLLO MUNICIPAL	175,661.44	-1,226.30	174,435.14	0.00	174,435.14	174,635.14	0.00
10 01	DIRECCION DE DESARROLLO MUNICIPAL	175,661.44	-1,226.30	174,435.14	0.00	174,435.14	174,635.14	0.00
10 01 01	DESPACHO DE LA DIRECCION DE DESARROLLO MUNICIPAL	66,077.33	-2,294.26	63,783.07	0.00	63,783.07	63,983.07	0.00
10 01 02	DEPARTAMENTO DE PLANEACION	99,898.31	1,067.96	100,966.27	0.00	100,966.27	100,966.27	0.00
10 01 04	DEPARTAMENTO DE DESARROLLO RURAL	9,685.80	0.00	9,685.80	0.00	9,685.80	9,685.80	0.00
11	ORGANISMOS PUBLICOS DESCENTRALIZADOS	676,551.63	-27,441.69	649,109.94	0.00	649,109.94	524,554.97	0.00
11 01	ORGANISMOS PUBLICOS DESCENTRALIZADOS	676,551.63	-27,441.69	649,109.94	0.00	649,109.94	524,554.97	0.00
11 01 01	DIF MUNICIPAL	676,551.63	-27,441.69	649,109.94	0.00	649,109.94	524,554.97	0.00
12	OBRA PUBLICA E INVERSION	4,000,000.00	-4,000,000.00	0.00	0.00	0.00	0.00	0.00
12 01	OBRA PUBLICA	4,000,000.00	-4,000,000.00	0.00	0.00	0.00	0.00	0.00
12 01 01	OBRA PUBLICA	4,000,000.00	-4,000,000.00	0.00	0.00	0.00	0.00	0.00
13	DEUDA PUBLICA	107,921.04	20,993.18	128,914.22	0.00	128,914.22	128,914.22	0.00
13 01	DEUDA PUBLICA	107,921.04	20,993.18	128,914.22	0.00	128,914.22	128,914.22	0.00
13 01 01	DEUDA PUBLICA	107,921.04	20,993.18	128,914.22	0.00	128,914.22	128,914.22	0.00
14	TRANSFERENCIAS, SUBSIDIOS Y AYUDAS	16,666.66	19,333.34	36,000.00	0.00	36,000.00	33,500.00	0.00
14 03	AYUDAS	16,666.66	19,333.34	36,000.00	0.00	36,000.00	33,500.00	0.00
14 03 01	AYUDAS SOCIALES A PERSONAS	16,666.66	19,333.34	36,000.00	0.00	36,000.00	33,500.00	0.00

TOTAL DEL GASTO: 12,396,313.42 -4,475,158.57 7,921,154.85 -4,046.65 10,969,483.19 11,628,630.15 -3,048.32 8.34




MUNICIPIO DE COQUIMATLAN, COL.
Sistema Integral de Contabilidad Gubernamental
ESTADO ANALITICO DEL EJERCICIO DEL PRESUPUESTO DE EGRESOS
 Clasificación Administrativa

DEL 1 DE ENERO AL 30 DE JUNIO DE 2023

Análisis por: Clasificación Administrativa

Clave Presupuestaria	Descripción	Aprobado Ene-Jun	Ampliaciones / (Reducciones) Ene-Jun	Modificado Ene-Jun	DpC Ene-Jun	Devengado Ene-Jun	Pagado Ene-Jun	Subejercicio Ene-Jun
01	REGIDORES	1,598,671.56	-21,600.00	1,577,071.56	0.00	1,577,071.56	1,575,421.56	0.00
01 01	REGIDORES	1,598,671.56	-21,600.00	1,577,071.56	0.00	1,577,071.56	1,575,421.56	0.00
01 01 01	DESPACHO DE REGIDORES	1,598,671.56	-21,600.00	1,577,071.56	0.00	1,577,071.56	1,575,421.56	0.00
02	PRESIDENCIA MUNICIPAL	1,487,890.93	-73,634.01	1,414,256.92	0.00	1,414,256.92	1,389,595.47	0.00
02 01	PRESIDENCIA MUNICIPAL	1,487,890.93	-73,634.01	1,414,256.92	0.00	1,414,256.92	1,389,595.47	0.00
02 01 01	DESPACHO DE PRESIDENCIA	856,307.76	65,286.06	921,593.82	0.00	921,593.82	896,932.37	0.00
02 01 02	SECRETARIA PARTICULAR	631,583.17	-138,920.07	492,663.10	0.00	492,663.10	492,663.10	0.00
03	SECRETARIA DEL H AYUNTAMIENTO	4,594,375.53	-254,139.70	4,340,235.83	0.00	4,340,235.83	4,328,535.56	0.00
03 01	SECRETARIA DEL H AYUNTAMIENTO	4,594,375.53	-254,139.70	4,340,235.83	0.00	4,340,235.83	4,328,535.56	0.00
03 01 01	DESPACHO DE SECRETARIA DEL H AYUNTAMIENTO	2,092,951.66	-205,699.69	1,887,251.97	0.00	1,887,251.97	1,879,751.70	0.00
03 01 02	DIRECCION DE ASUNTOS JURIDICOS	309,653.70	40,821.15	350,474.85	0.00	350,474.85	350,474.85	0.00
03 01 03	DIRECCION DE COMUNICACION SOCIAL	326,507.44	-50,662.55	275,844.89	0.00	275,844.89	275,344.89	0.00
03 01 04	DIRECCION DE CULTURA	366,906.05	-1,184.93	365,721.12	0.00	365,721.12	365,721.12	0.00
03 01 05	DIRECCION DE DEPORTES	662,565.71	41,603.09	704,168.80	0.00	704,168.80	700,468.80	0.00
03 01 08	JUNTA MUNICIPAL DE PUEBLO JUAREZ	730,190.97	-79,016.77	651,174.20	0.00	651,174.20	651,174.20	0.00
03 01 09	COMISARIAS MUNICIPALES	105,600.00	0.00	105,600.00	0.00	105,600.00	105,600.00	0.00
04	OFICIALIA MAYOR	12,984,973.46	-2,952,316.13	10,032,657.33	0.00	10,032,657.33	10,002,433.79	0.00
04 01	OFICIALIA MAYOR	12,984,973.46	-2,952,316.13	10,032,657.33	0.00	10,032,657.33	10,002,433.79	0.00
04 01 01	DESPACHO DE OFICIALIA MAYOR	5,196,711.22	89,101.25	5,285,812.47	0.00	5,285,812.47	5,266,294.15	0.00
04 01 03	DEPARTAMENTO DE RECURSOS HUMANOS	7,612,749.23	-3,040,422.57	4,572,326.66	0.00	4,572,326.66	4,561,621.44	0.00
04 01 05	DEPARTAMENTO DE INFORMATICA	175,513.01	-994.81	174,518.20	0.00	174,518.20	174,518.20	0.00
05	TESORERIA MUNICIPAL	3,563,512.41	-367,256.67	3,196,255.74	2.32	3,196,253.42	3,191,573.42	2.32
05 01	TESORERIA MUNICIPAL	3,563,512.41	-367,256.67	3,196,255.74	2.32	3,196,253.42	3,191,573.42	2.32
05 01 01	DESPACHO DE TESORERIA MUNICIPAL	3,005,707.41	-393,052.33	2,612,655.08	2.32	2,612,652.76	2,607,972.76	2.32
05 01 02	DIRECCION DE EGRESOS Y CONTABILIDAD	118,078.92	40,039.56	158,118.48	0.00	158,118.48	158,118.48	0.00
05 01 03	DIRECCION DE EGRESOS Y CONTABILIDAD	243,802.94	6,761.87	250,564.81	0.00	250,564.81	250,564.81	0.00
05 01 04	DIRECCION DE CATASTRO	195,923.14	-21,005.77	174,917.37	0.00	174,917.37	174,917.37	0.00
06	CONTRALOR MUNICIPAL	158,638.98	-3,000.00	155,638.98	6.00	155,632.98	155,632.98	6.00
06 01	CONTRALOR MUNICIPAL	158,638.98	-3,000.00	155,638.98	6.00	155,632.98	155,632.98	6.00
06 01 01	DESPACHO DEL CONTRALOR MUNICIPAL	158,638.98	-3,000.00	155,638.98	6.00	155,632.98	155,632.98	6.00
07	DIRECCION DE OBRAS PUBLICAS, DESARROLLO URBANO Y ECOLOGIA	1,312,192.00	6,353,316.85	7,665,508.85	4,583.05	4,844,225.60	4,748,119.13	2,821,283.87
07 01	DIRECCION DE OBRAS PUBLICAS, DESARROLLO URBANO Y ECOLOGIA	1,312,192.00	6,353,316.85	7,665,508.85	4,583.05	4,844,225.60	4,748,119.13	2,821,283.87
07 01 01	DESPACHO DE LA DIRECCION DE OBRAS PUBLICAS, DESARROLLO URBANO Y ECOLOGIA	1,312,192.00	-298,308.23	1,013,883.77	0.00	1,013,883.77	981,660.77	0.00
07 01 02	DEPARTAMENTO DE OBRAS PUBLICAS	0.00	6,651,625.08	6,651,625.08	4,583.05	3,830,341.83	3,766,458.36	2,821,283.87



MUNICIPIO DE COQUIMATLAN, COL.
Sistema Integral de Contabilidad Gubernamental
ESTADO ANALITICO DEL EJERCICIO DEL PRESUPUESTO DE EGRESOS

Clasificación Administrativa

DEL 1 DE ENERO AL 30 DE JUNIO DE 2023

Análisis por: Clasificación Administrativa

Clave Presupuestaria	Descripción	Aprobado Ene-Jun	Ampliaciones / (Reducciones) Ene-Jun	Modificado Ene-Jun	Dpc Ene-Jun	Devengado Ene-Jun	Pagado Ene-Jun	Subejercicio Ene-Jun
08	DIRECCION DE SERVICIOS PUBLICOS	9,400,155.44	-601,682.48	8,798,472.96	0.00	8,798,472.96	8,748,042.68	0.00
08 01	DIRECCION DE SERVICIOS PUBLICOS	9,400,155.44	-601,682.48	8,798,472.96	0.00	8,798,472.96	8,748,042.68	0.00
08 01 01	DESPACHO DE LA DIRECCION DE SERVICIOS PUBLICOS	9,288,889.22	-763,686.14	8,525,203.08	0.00	8,525,203.08	8,474,772.80	0.00
08 01 03	DEPARTAMENTO DE PARQUES Y JARDINES	42,951.93	163,827.97	206,779.90	0.00	206,779.90	206,779.90	0.00
08 01 04	DEPARTAMENTO DE RASTRO MUNICIPAL	3,600.00	2,200.00	5,800.00	0.00	5,800.00	5,800.00	0.00
08 01 06	DEPARTAMENTO DE PANTEON	64,714.29	-4,024.31	60,689.98	0.00	60,689.98	60,689.98	0.00
09	DIRECCION DE SEGURIDAD PUBLICA, TRANSITO Y VIALIDAD	8,528,134.24	-272,766.94	8,255,367.30	0.00	8,255,367.30	8,186,884.84	0.00
09 01	DIRECCION DE SEGURIDAD PUBLICA, TRANSITO Y VIALIDAD	8,528,134.24	-272,766.94	8,255,367.30	0.00	8,255,367.30	8,186,884.84	0.00
09 01 01	SEGURIDAD PUBLICA, TRANSITO Y VIALIDAD	8,528,134.24	-272,766.94	8,255,367.30	0.00	8,255,367.30	8,186,884.84	0.00
10	DIRECCION DE DESARROLLO MUNICIPAL	956,376.45	24,178.88	980,555.33	0.00	980,555.33	980,555.33	0.00
10 01	DIRECCION DE DESARROLLO MUNICIPAL	956,376.45	24,178.88	980,555.33	0.00	980,555.33	980,555.33	0.00
10 01 01	DESPACHO DE LA DIRECCION DE DESARROLLO MUNICIPAL	351,642.57	4,538.97	356,181.54	0.00	356,181.54	356,181.54	0.00
10 01 02	DEPARTAMENTO DE PLANEACION	545,650.50	19,639.91	565,290.41	0.00	565,290.41	565,290.41	0.00
10 01 04	DEPARTAMENTO DE DESARROLLO RURAL	59,083.38	0.00	59,083.38	0.00	59,083.38	59,083.38	0.00
11	ORGANISMOS PUBLICOS DESCENTRALIZADOS	4,059,309.78	-161,785.95	3,897,523.83	0.00	3,897,523.83	3,659,317.02	0.00
11 01	ORGANISMOS PUBLICOS DESCENTRALIZADOS	4,059,309.78	-161,785.95	3,897,523.83	0.00	3,897,523.83	3,659,317.02	0.00
11 01 01	DIF MUNICIPAL	4,059,309.78	-161,785.95	3,897,523.83	0.00	3,897,523.83	3,659,317.02	0.00
12	OBRA PUBLICA E INVERSTON	8,500,000.00	-8,500,000.00	0.00	0.00	0.00	0.00	0.00
12 01	OBRA PUBLICA	8,500,000.00	-8,500,000.00	0.00	0.00	0.00	0.00	0.00
12 01 01	OBRA PUBLICA	8,500,000.00	-8,500,000.00	0.00	0.00	0.00	0.00	0.00
13	DEUDA PUBLICA	611,234.46	143,706.54	754,941.00	0.00	754,941.00	754,941.00	0.00
13 01	DEUDA PUBLICA	611,234.46	143,706.54	754,941.00	0.00	754,941.00	754,941.00	0.00
13 01 01	DEUDA PUBLICA	611,234.46	143,706.54	754,941.00	0.00	754,941.00	754,941.00	0.00
14	TRANSFERENCIAS, SUBSIDIOS Y AYUDAS	99,999.96	65,600.04	165,600.00	0.00	165,600.00	163,100.00	0.00
14 03	AYUDAS	99,999.96	65,600.04	165,600.00	0.00	165,600.00	163,100.00	0.00
14 03 01	AYUDAS SOCIALES A PERSONAS	99,999.96	65,600.04	165,600.00	0.00	165,600.00	163,100.00	0.00

TOTAL DEL GASTO:

57,855,465.20 -6,621,379.57 51,234,085.63 4,591.37 48,412,794.06 47,884,152.78 2,821,291.57